





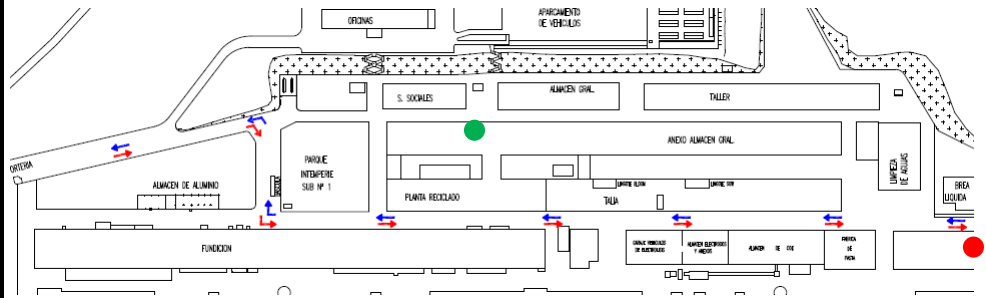
Department : **Electrodes**

Task : **Coke Download**

HOW TO ARRIVE?

- 1- The carrier shall follow the itinerary indicated on the attached plan and shall not deviate thereof at any time.
- 2- The traffic by the plant roads will follow the Spanish legislation on road safety.
- 3- The vehicle windows must remain closed.
- 4- Remember that the use of mobile phones is prohibited while driving (hands-free except due approved).
- 5- The speed in the exterior roads will be 20 km/h maximum; inside the rooms will be 8 km/h maximum.
- 6- Use of vest of high visibility is mandatory.

-  Entry
-  Exit
-  Meeting Point
-  Observation Point



AREA RISKS

- Traffic violations, knock with mobile equipments.
- Falls on having promoted / got down of the truck
- Overturn

PREVENTIVE MEASURES

- The obligatory Equipments of protection are; glasses, helmet with chin strap and safety boots with metatarsal guards.
- The transporter will place in the transporters observation points indicated in the map.
- The stairs truck will be use for truck box accessing or, by default, a stairs provided by the department. Rise or lower abreast keeping three support points, in the platform do not remain near to the edge.
- During the load and unload operations the vehicle will immobilized and with the engine turned off.

WHAT TO DO IN CASE OF EMERGENCY?

CALL immediately to the Access Control, call 7000 from your desk phone (or 985 12 87 94 from a cell phone) making sure the message has been received correctly, indicating:

- WHO reports
- WHAT happens
- WHERE it happens

- Act with the available resources without needlessly risking and without cause by their actions a greater risk.
- Wait for the arrival of the Chief of Intervention to tell what happened.
- In case of danger evacuate the area sounding the alarm to their comrades. In a safe place
- Wait for the arrival of the Chief of Speech who will inform you of everything that happened.

General instructions in case of Evacuation

Any person receiving the evacuation order will:

- Stop work immediately, leaving the equipment or facility being used safely.
- Go with order and calm to the EMERGENCY EXIT nearest you.
- Follow the directional signs for evacuation.
- Avoid the crowds and follow the directions of the members of Warning and Evacuation Teams.
- Go to the Meeting Point indicated on the map
- Stay in the Meeting Point to return to the job, next to his command staff and business.
- Do not stay indoors or toilets or go back for forgotten items.



Meeting Point in Electrodes Department

CARRIER OBLIGATIONS

Any kind of accident must be communicated to the department responsible persons.

It is necessary helmet, safety glasses, safety boots and vest of high visibility for lowering from the vehicle cabin. The arms and the legs will be covered entirely. Once the vehicle has been parked for the download the drives has to:

- 1º Follow the instructions of the operator responsible for the download.
- 2º Remain inside the cabin or in the observation points for carriers specifically marked and indicated on the map until receive instructions from operator except the carrier do the download.
- 3º Do not wander near the performance area.
- 4º Stay a minimum distance of 4 meters from any mobile equipment in motion.

THE BREACH OF THESE RULES WILL BE A SEVERE ERROR WHICH CAUSES THE ACCESS TO THE PLAN WILL BE DENIED.