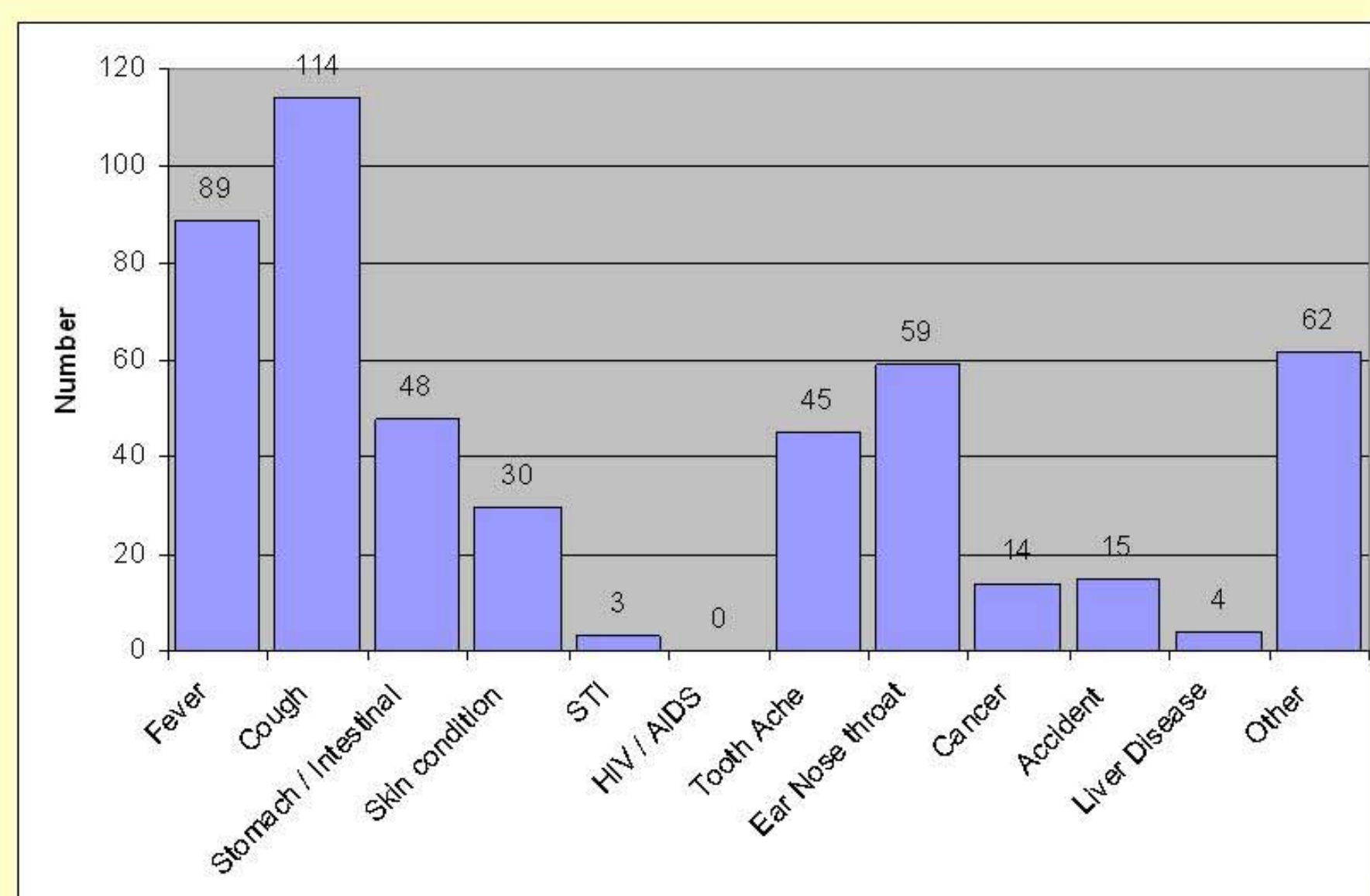


## Maniitsoq Household Survey

- The household survey was carried out in Maniitsoq from 24-30 November 2009. Participants were asked 181 questions relating to the household and household members.
- Households were selected at random based on municipal records, ensuring even geographic distribution across the town, as well as balanced representation between residents of apartment blocks and houses.
- Surveys were carried out during weekdays and weekends to ensure that working and non-working people were represented.
- A total of 278 households were interviewed during the survey, representing 813 people (~30 percent of the Maniitsoq population).

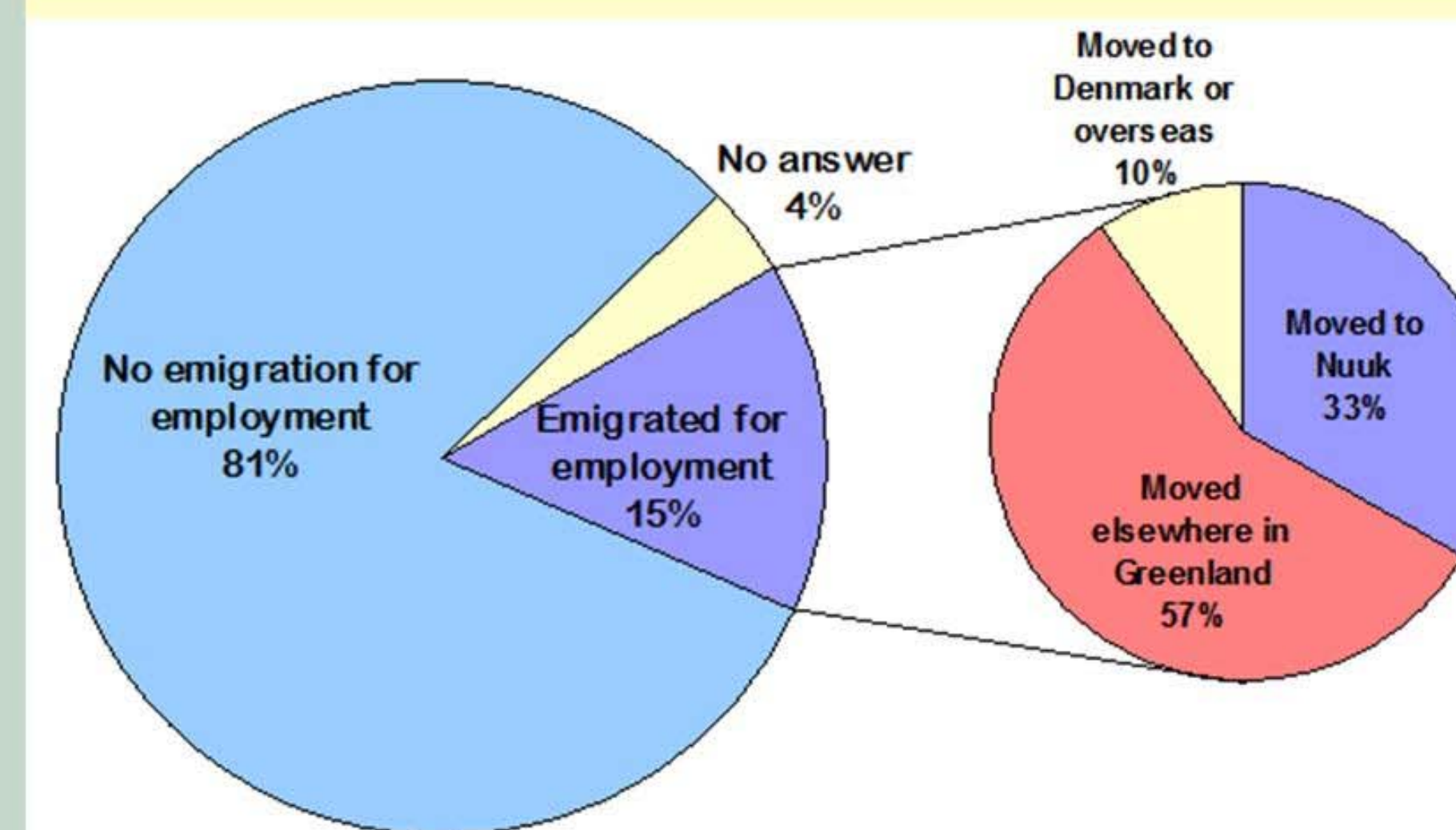


Health Issues in Maniitsoq According to Survey Respondents

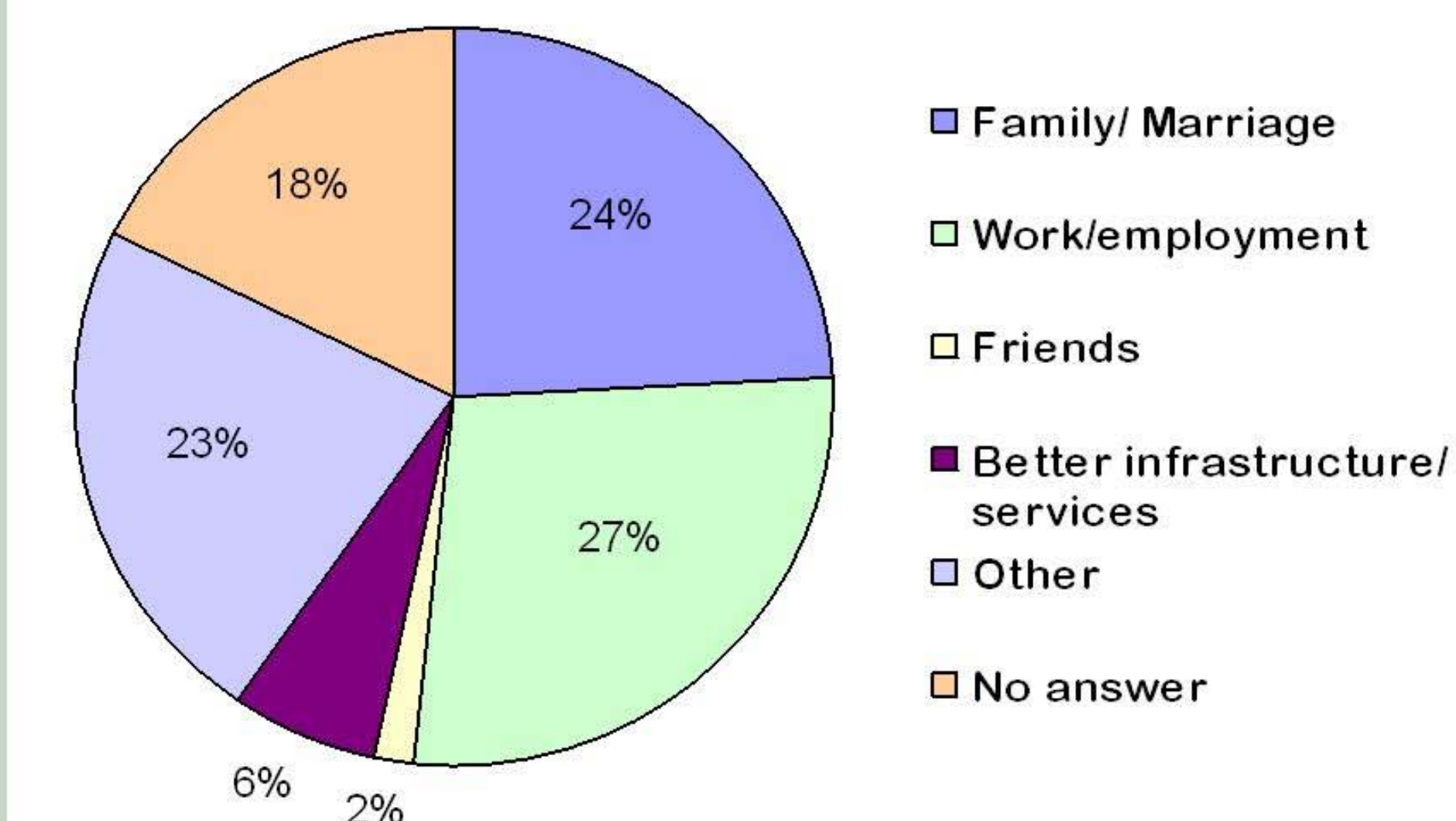
## Preliminary Results

- The demographic profile of Maniitsoq is broadly consistent with the National profile for Greenland, although within Maniitsoq women are the majority.
- Approximately 85% of households in Maniitsoq classified themselves as Greenlandic, while 5% considered themselves Danish and 9% mixed ethnicity.
- ~ 70% of the surveyed households had a family member immigrate to Maniitsoq within the past ten years and 22% of surveyed households arrived within the past year.
- ~ 15% had family members who left Maniitsoq for employment opportunities within the past year.
- ~ 31% of the adult population of Maniitsoq (aged 18+) are unemployed. Only 4% are unemployed and seeking work.
- 20% of respondents receive some form of social assistance (unemployment, disability, family remittance, welfare, education allowance. etc.).
- ~ 42% of adults have no education higher than high school, 39% have no higher than basic education, and 7% have a university degree. The most common type of higher education is vocational training / trades (45%).
- ~ 62% percent live in public rental accommodations, 8% live in private rentals, and 28% live in privately-owned homes.
- The health of the community was reported as generally good - 81% of households reported missing less than 2 days of work during the last year due to illness or injury.
- All survey respondents had some awareness of the proposed Project. Opinions of the Project are mostly supportive (84 percent). 4 respondents stated they were very opposed to the Project and 11 respondents stated they were mostly opposed.

## Emigration of Household Members from Maniitsoq



## Reason for Moving to Maniitsoq (within past year)



## Employment by Gender in Maniitsoq

