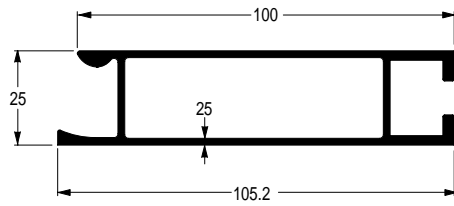


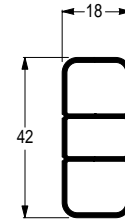
C A R R O C E R I A S A B E R T A S A L C O A

PERFIS PARA CARROCERIAS CARGA SECA

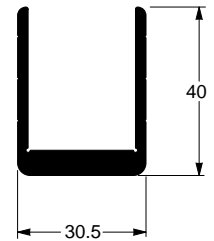
ESCALA 1:2



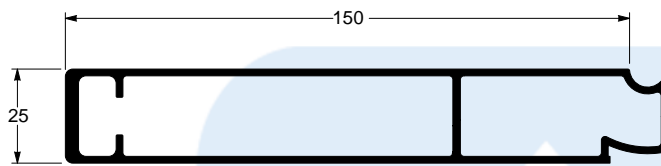
CA-217
1,434 kg/m
Lateral carga seca



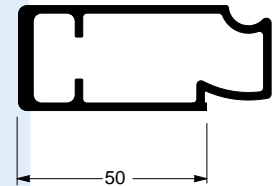
CA-711
0,471 kg/m
Tira fino



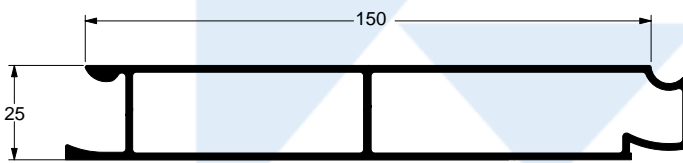
CA-0181
0,937 kg/m
Remate



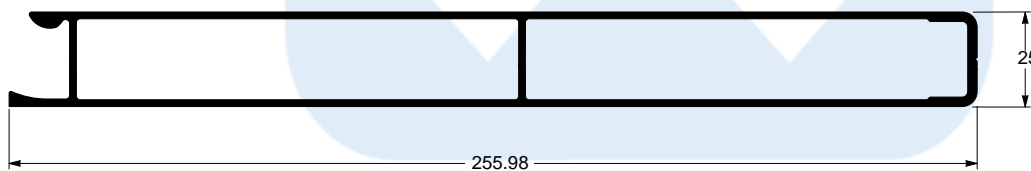
CA-0235
2,065 kg/m
Lateral carga seca



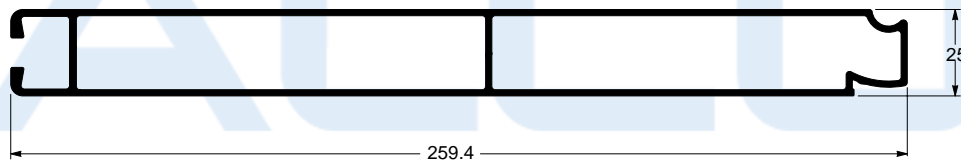
CA-247
0,970 kg/m
Lateral



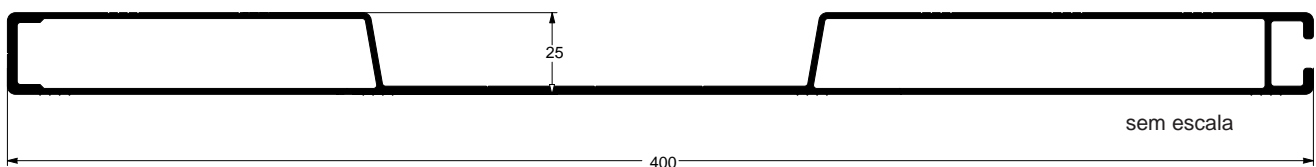
CA-0219
2,003 kg/m
Lateral carga seca



CA-0750
2,922 kg/m
Lateral carga seca



ED-0107
2,996 kg/m
Lateral carga seca



CA-0746
4,137 kg/m
Lateral carga seca